




Manhattan

Available as single, 1.5 & double bowl

The Manhattan combines fantastic good looks with universal appeal. Designed to perfectly complement any kitchen scheme, this stainless steel sink is slightly larger than our other inset sinks. It is immensely practical and hard-working, with a recessed drainer preventing water spillage and low profile edges providing a flush, hygienic appearance.



	Manhattan MN10101/	Manhattan MN10102/	Manhattan MN10105/
			
Drainer Position	Handed	Handed	Handed
No. of Bowls	1	1½	2
Min Base Unit (mm)	500	600	1000
Overall Length (mm)	1010	1010	1010
Overall Width (mm)	515	515	515
Cutout Size Length (mm)	990	990	990
Cutout Size Width (mm)	495	495	495
Main Bowl Length (mm)	400	350	400
Main Bowl Width (mm)	420	420	420
Main Bowl Depth (mm)	190	190	190
Second Bowl Length (mm)	-	156	400
Second Bowl Width (mm)	-	342	420
Second Bowl Depth (mm)	-	120	190
Material	18/10 SS	18/10 SS	18/10 SS
Gauge mm	0.9	0.9	0.9
Finish Drainer	Micro-Sheen	Micro-Sheen	Micro-Sheen
Finish Bowl	Micro-Sheen	Micro-Sheen	Micro-Sheen
Waste Size mm	89	2 x 89	2 x 89
Waste Kit	BSW	BSW	BSW
Tap Hole Size ø mm	1 x 35	1 x 35	1 x 35
Guarantee (Years)	25	25	25
Barcode			5015834046181
Left Hand Drainer	5015834046143	5015834046167	
Right Hand Drainer	5015834046150	5015834046174	
Packaging			
Packed Height (cm)	113	113	113
Packed Width (cm)	65	65	65
Packed Depth (cm)	26.5	26.5	26.5
Packed Weight (kg)	8.6	9.4	10.9
Unpacked Weight (kg)	5.79	6.6	8.09
Packaging Breakdown			
Paper/Card (kg)	2.51	2.51	2.51
Polystyrene (kg)	0.1	0.1	0.1
Polythene (kg)	0.2	0.2	0.2
Wood (kg)	0	0	0
Metal (kg)	0	0	0